



WEST LAFAYETTE HISTORIC PRESERVATION COMMISSION

222 N. Chauncey Avenue, Room 102 • West Lafayette, IN 47906 • 765-775-5160

APPLICATION FOR CERTIFICATE OF APPROPRIATENESS (COA)

(Please PRINT CLEARLY or TYPE)

OFFICE USE ONLY*****DO NOT COMPLETE ANY ENTRIES CONTAINED IN THIS BOX*****OFFICE USE ONLY

Date of Decision: 10-11-19 Date Approved COA Expires: 10-11-2020
Local Historic District New Chauncey Year of Construction 1930

Classification (National Register Report):
Contributing Non-Contributing Not Listed

Classification (Interim Report):
Outstanding Notable Contributing Non-Contributing Not Listed

Approved Approved with Amendments Denied Tabled Withdrawn by Owner Admin. Approval

Approved by: [Signature] Date: 10/11/19

ADDRESS OF PROJECT: 824 North Chauncey, West Lafayette, IN 47906

Brief description of proposed work: (Please PRINT CLEARLY or TYPE)

If necessary for description, please attach additional sheet.

There are currently no outside railings beside the steps at our house at 824 N. Chauncey. We would like for hand railings to be installed for safety's sake. Mr. Fence-It at 777 Cordale Road, Lafayette, IN has given us an oral quote which is acceptable to us. There are two sets of steps. They are not in total alignment with each other so the top hand railing would be slightly more to the north than the bottom railing. The support poles for the railings would be in the ground to the left of the steps (looking from the street), anchored with concrete. Height of railing would be 42". Material of railings is steel.

What are the approximate start and finish dates of the proposed work?

Start Oct-Nov 2019 Completion Oct-Nov 2019

APPLICANT

Name: Rebecca Rouch
Mailing Address: _____
Phone: [Redacted]
E-Mail: [Redacted]

APPLICANT relationship to property:
 Owner Contractor Architect Realtor Agent Other: _____

CONTACT PERSON: Rebecca Rouch Phone: [Redacted]

E-Mail: [Redacted]

Relationship to applicant: self


Documentation to be submitted with applications: (Submit electronically to hpc@wl.in.gov or bring a hard copy to 222 N. Chauncey Ave, Room 102)

Please submit any of the below applicable materials with your application. Note that detailed drawings, plans or specifications are not required. However, to the extent reasonably required for the commission to make a decision, each application must be accompanied by sketches, photographs, descriptions or other information showing the proposed exterior alterations, additions, changes, or new construction.

- Photos of building exterior
 - o Photos should show the location of the project as seen from the public right-of-way
 - o Photos should be marked to demonstrate what windows and/or doors will be affected (if applicable)
 - o Photos should demonstrate the type and extent of deterioration (if applicable)
- Signed application
- Details specifying all permanent materials to be used (including specifications)
- Written description of proposed project
- Proposed plan, elevation and section drawings, including dimensions (if applicable)
- Please note whether or not the proposed project removes any materials that are original to the building

PLEASE NOTE: If the COA is approved, any changes or amendments to the approved COA will require additional review by city staff or the Historic Preservation Commission. An approved COA is valid for 12 months from the date of approval of the COA. After 12 months COA application must be resubmitted and reapproved by the HPC or Staff to continue the project.

REQUIRED SIGNATURE: The undersigned certifies that the statements set forth in this application including all drawings and specifications submitted herewith are true and correct, and agrees that the proposed improvements described in this application will be constructed in all respects in accordance with the approved COA as specified in the application, drawings and specifications submitted herewith. The undersigned further agrees to abide by any amendments approved to be part of this project by the West Lafayette Historic Preservation Commission or Staff.

Applicant (Print clearly or type): Rebecca Rouch
Signature of Applicant:  Date: 10-07-19
Owner (Print clearly or type): Rebecca Rouch
Signature of Owner (if different): _____ Date: _____

Re: 824 N. Chauncey, West Lafayette, IN 47906
Outside step railings (continuation of description of proposed work)

The length of the railing for the lower set of (those that begin at the sidewalk) would be 8 feet.

I think the length of the hand railing for the upper set of steps would be 4 feet – but Gene from Mr. Fence It has not yet confirmed this. He said he would need to cut down an 8 foot length to make it the right length.

As to specs for the railings, the material is steel. Color is black. Gene from Mr Fence It will provide more information as to specs if it is necessary.

Our neighbor at 828 N. Chauncey, West Lafayette, has a railing installed by Mr. Fence It. Ours would replicate the one at 828 except that:

- 1) We would have 2 railings that match each other, one for each set of steps; and
- 2) I think the distance from the ground to the hand railing for our neighbor's house at 828 N. Chauncey is 36" while ours would be 42"
- 3) Her railing on the steps next to the sidewalk is on the right hand side (looking from the street). Ours would be on the left.

Regarding 42" for the distance from the ground to the handrail, it would be ok if the distance were 36" but my husband is tall so he prefers the higher railing.

We do not want to install the posts for the railings in the red bricks out of concern that drilling into the bricks would cause them to deteriorate. And we think that using the technique of anchoring the posts in concrete would make the railings more sturdy. Our neighbor's railing is quite sturdy.

I previously emailed photos of our steps to the Building Division. I also sent photos of the railing in front of our neighbor's house at 828 that we would like to replicate, as above stated.

Please let me know if you need more information from me. My husband and I are out of town and will not be back until late tomorrow night.

Chad Spitznagle

From: [REDACTED]
Sent: Monday, October 7, 2019 9:41 AM
To: Chad Spitznagle
Subject: railing at 824 N. Chauncey Avenue, West Lafayette, IN 47906

Mr. Spitznagle,

I spoke with you last week about the proposed railings for our outside steps at our house at 824 N. Chauncey.

I am going to forward to you the photos I took of our front steps.

I will shortly also send photos of our neighbor's railing to the north at 828 N. Chauncey.

The work will be done by Mr. Fence it.
777 Cor-Dale Rd, Lafayette, IN 47904
765-742-4822

Our railings will be of the same material as the neighbor's - steel - will look the same, same rigidity, strength of material, dimensions of railing and poles (this information is from Mr. Fence it).

We will want 2 section of railings installed by Mr. Fence it. (The neighbor at 828 N. Chauncey Avenue has just one section). One, for the steps that begin at the sidewalk in front of our house, will be 8 feet long. I think the one for the upper 2 steps, just outside the front door, will be 4 feet long but that has not yet been confirmed by Gene from Mr. Fence It.

The sections of railings will be installed in the ground beside the steps. Both railings will be to the left as one faces the house. It is my understanding that Mr. Fix it will pour concrete in the ground to hold the railing in place.

Please let me know if you have questions. Or you can contact Mr. Fix It.

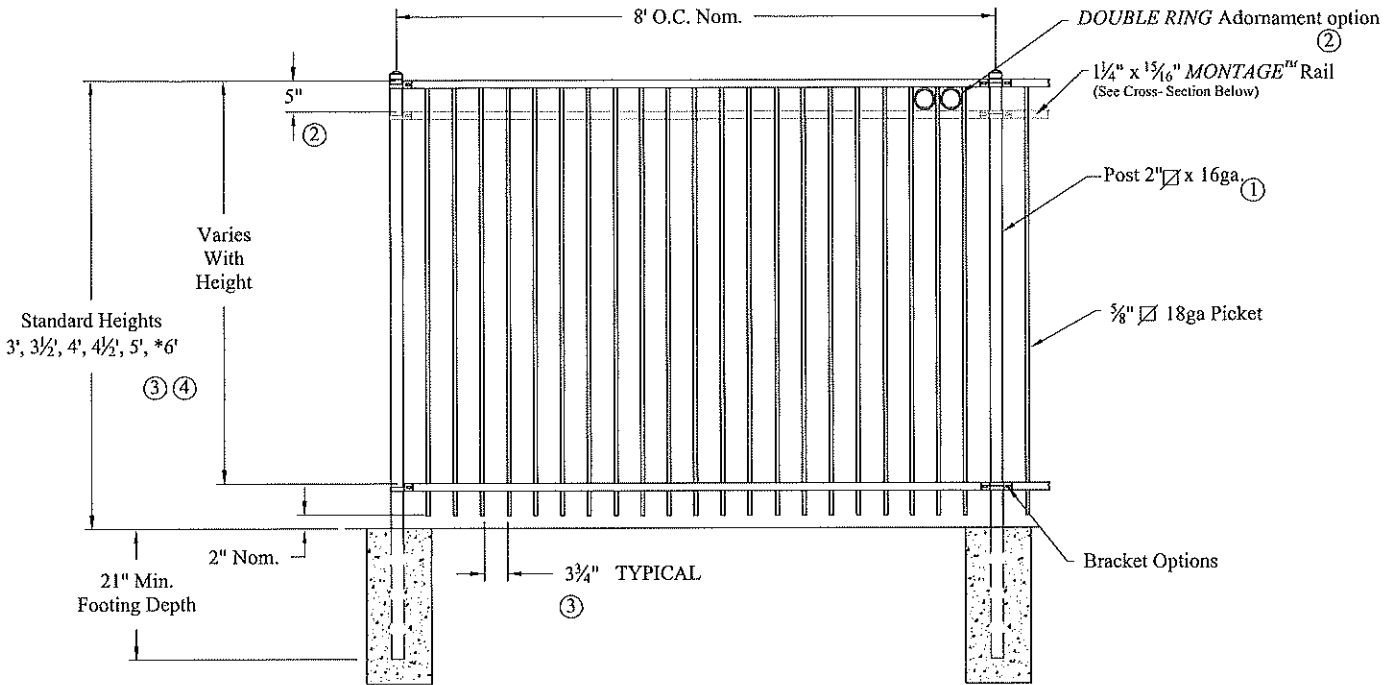
I am going on a short trip today, returning late tomorrow. There will be times when I do not have a phone signal. My cell, however, is [REDACTED] I will have internet access.

Mr. Fence it said he can get the work done soon - I think he said this week. We will wait to give him the go-ahead until I hear from you.

Thank you,

Rebecca Rouch

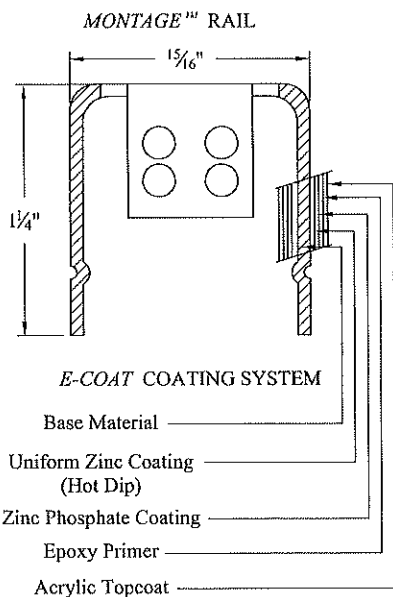
K



NOTES:

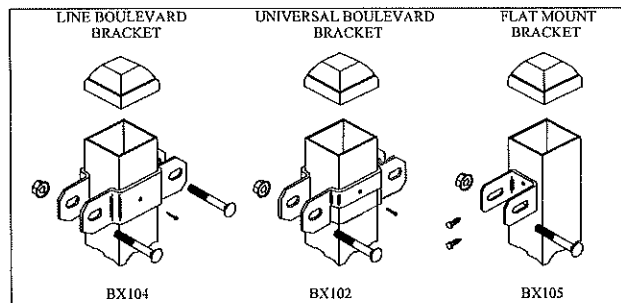
- 1.) Post size depends on fence height and wind loads. See MONTAGE™ specifications for post sizing chart.
- 2.) Third rail required for Double Rings.
- 3.) Available in 3" air space and/or Flush Bottom on most heights.
- 4.) Three rails required for 6' tall.

RAKING DIRECTIONAL ARROW
 Welded panel can be raked 45° over 8' with arrow pointing down grade.



PROFUSION™ WELDING PROCESS
 No exposed welds, Good Neighbor profile - Same appearance on both sides

MONTAGE™ RAIL
 Specially formed high strength architectural shape.



Values shown are nominal and not to be used for installation purposes. See product specification for installation requirements.

RMISO

RESIDENTIAL WELDED STEEL PANEL
PRE-ASSEMBLED

Title: **MONTAGE MAJESTIC 2/3-RAIL**

| | | |
|--------|--------------|---------------------|
| DR: CI | SH. 1 of 1 | SCALE: DO NOT SCALE |
| CK: ME | Date 7-19-11 | REV: c |



AMERISTAR®

1555 N. Mingo
 Tulsa, OK 74116
 1-888-333-3422
 www.ameristarfence.com



